



KEY FEATURES

- Switching Power Module for PCB Mountable
- High Efficiency up to 93% Typical
- Active PFC Function, >0.95 (230Vac), >0.99 (115Vac)
- Universal Input: 90-264 VAC
- Low Leakage Current, <250uA
- Four M3 Mounting Holes Optional on Bottom Side
- Remote ON/OFF Control
- EN55022 Class B Meets
- Class I and Class II Construction
- Continuous Short Circuit Protection with Hiccup Mode and Auto Recover
- 3-Year Product Warranty



ELECTRICAL SPECIFICATIONS

All specifications valid at normal input voltage, full load and +25°C after warm-up time unless otherwise stated.

Model No.	AQC100-12S	AQC100-15S	AQC100-24S	AQC100-48S
Max Output Wattage (W)	85 W	85W	100W	100W
Input	Voltage			
	90-264 VAC or 120-370 VDC			
	Frequency (Hz)			
	47-63 Hz			
	Current (Full load)			
	<2.0 A max. (115 VAC) / <1.0 A max. (230 VAC)			
Inrush Current (<2ms)				
< 30 A max. (115 VAC) / < 60 A max. (230 VAC)				
Leakage Current				
< 0.5 mA max.				
Power Factor				
PF>0.99 (115 VAC) / PF>0.95 (230 VAC) at Full Load				
Output	Voltage (V.DC.)			
	12V	15V	24V	48V
	Voltage Accuracy			
	±2%			
	Current (A) max			
	7.08	5.66	4.2	2.1
	Line Regulation (LL-HL) (typ.)			
	±1%			
	Load Regulation (5-100%) (typ.)			
	±1%			
Minimum Load				
3%				
Maximum Capacitive Load (at 230VAC)				
50,000µF	40,000µF	6,000µF	560µF	
Ripple & Noise max.				
120mV	150mV	200mV	240mV	
Efficiency (typ.)				
90%	90%	92%	93%	
Hold-up Time				
10 ms (110 VAC) min.				
Protection	Over Power Protection			
	Auto recovery, 105 ~ 250% rated output power			
	Over Voltage Protection			
Zener diode clamp				
Short Circuit Protection				
Auto recovery, Hiccup mode				
Isolation	Input-Output (V.AC)			
	3000V			
	Input-FG (V.AC)			
1500V				
Output-FG (V.AC)				
500V				
Environment	Operating Temperature			
	-25°C...+70°C (with derating)			
	Storage Temperature			
	-25°C...+85°C			
	Temperature Coefficient			
	±0.03%/°C (0~50°C)			
Humidity				
95% RH				
MTBF				
>250,000 h @ 25°C (MIL-HDBK-217F, Notice 1)				
Vibration				
10~500Hz, 2G 10min./1cycle, 60min. each along X, Y, Z axes.				
Physical	Dimension (L x W x H)			
	4.3 x 2.3 x 1.18 Inches (109.0 x 58.5 x 30.0 mm) Tolerance ±0.1 mm			
	Case Material			
	Plastic resin (flammability to UL 94V-0)			
Weight				
362 g				
Cooling Method				
Free convection				
Safety	Agency Approvals			
CE, UL60950-1, CB				
EMC	EMI (Conducted & Radiated Emission)			
	EN61000-6-3 · EN 55032 class B (Conductive plane to be connected to safety earth)			
	EMS (Noise Immunity)			
EN 55024 · EN61000-4-2,3,4,5,6,8,11				
Surge				
2KV L-N, 4KV L N-FG				

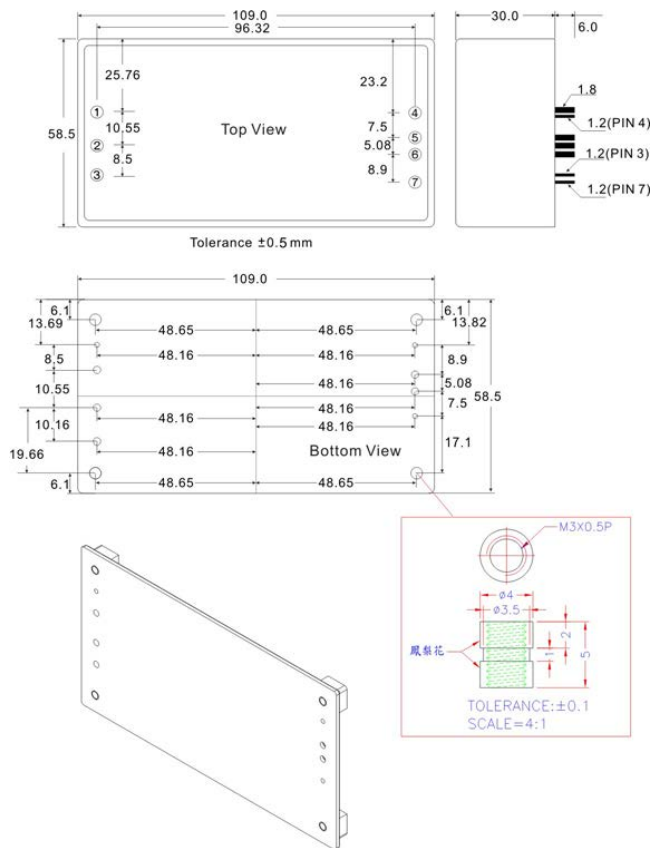
AQC100 SERIES



NOTE

1. Ripple & Noise are measured at 20MHz of bandwidth with 0.1uF & 47uF parallel capacitor.
2. Hold-up Time measured at 90% Vout.
3. It's necessary Varistor 14S471K at L / N input side in parallel.
4. It's necessary 10R / 15φ thermistor at L input side in series connection.
5. The minimum load increases by 0.16% for every drop of one degree of temperature(at input=90~219Vac)
6. Please refer to our PDF file "AC-DC Application" on our website: www.archcorp.com.tw

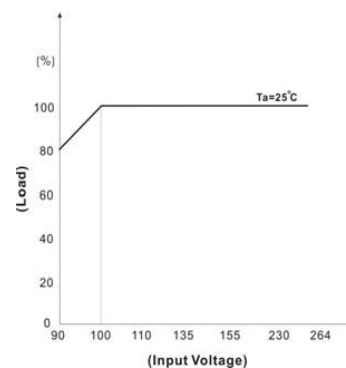
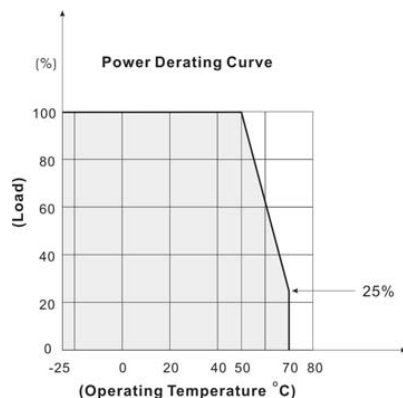
MECHANICAL DIMENSION (Top View)



PIN#	Φ	Single
1	1.2±0.1%mm	AC IN (N)
2	1.2±0.1%mm	AC IN (L)
3	1.2±0.1%mm	FG
4	1.2±0.1%mm	ON / OFF (Provide +5Vdc Controlled)
5	1.8±0.1%mm	+DC OUT
6	1.8±0.1%mm	-DC OUT
7	1.2±0.1%mm	Trim

Remark:
Please reserve the pin 4 hole on PCB.
If the remote on/off function is not required, please connect the pin 4 circuit layout with pin6, or keep pin 4 floating.

DERATING

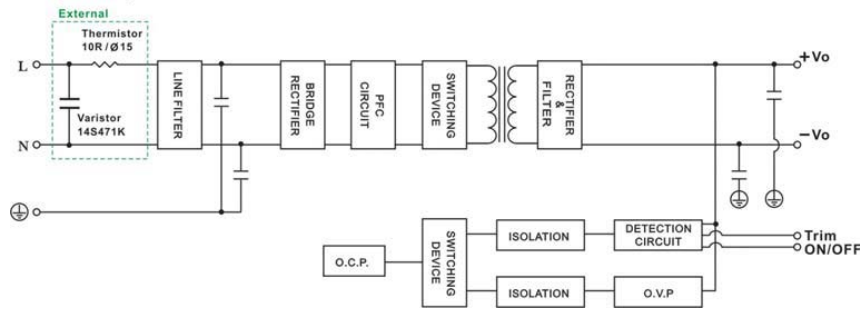




BLOCK DIAGRAM

	12S		15S		24S		48S	
Trim → -V	+5%	0%	+5%	0%	+5%	0%	+5%	0%
	85KΩ	~ 1.5M	95KΩ	~ 1.7M	90KΩ	~ 4M	85KΩ	~ 15M
Trim → +V	0%	-5%	0%	-5%	0%	-5%	0%	-5%
	1.5M	~ 220KΩ	1.7M	~ 300KΩ	4M	~ 600KΩ	15M	~ 1.5MΩ

Single Output



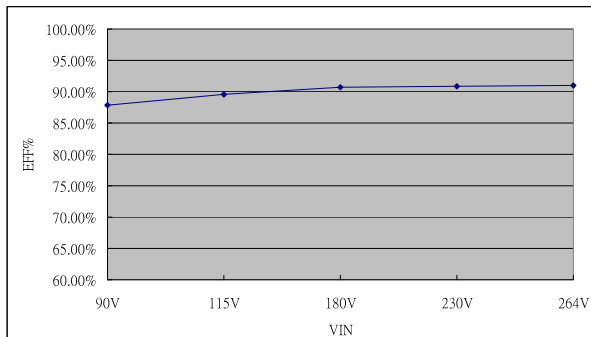
AQC100 SERIES

EFFICIENCY VERSUS LOAD

AQC100-12S

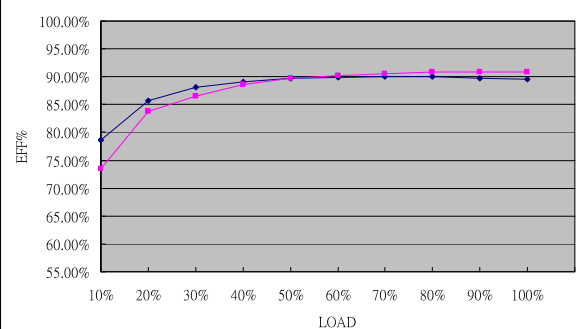
VIN VS Efficiency

Input Voltage (V)	90	115	180	230	264
Efficiency (%)	87.87	89.51	90.67	90.88	90.96



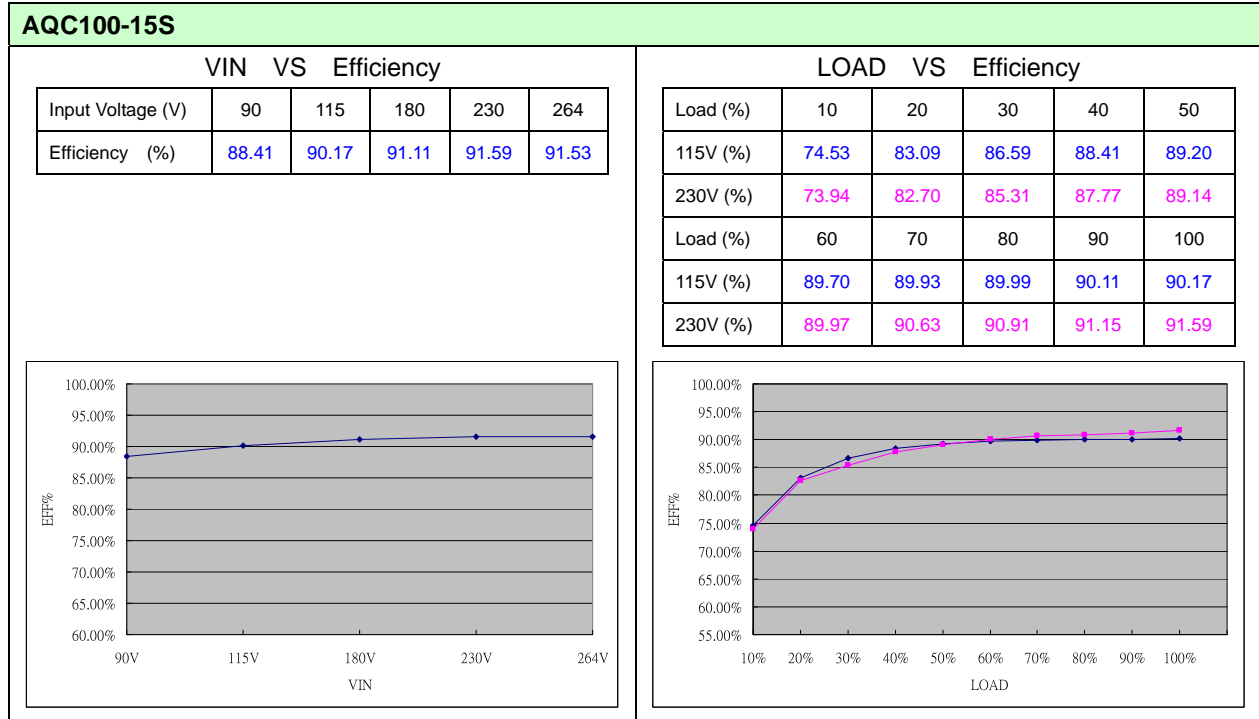
LOAD VS Efficiency

Load (%)	10	20	30	40	50
115V (%)	78.62	85.67	88.07	89.14	89.76
230V (%)	73.49	83.84	86.57	88.55	89.76
Load (%)	60	70	80	90	100
115V (%)	89.95	90.00	90.02	89.77	89.51
230V (%)	90.22	90.58	90.83	90.85	90.88

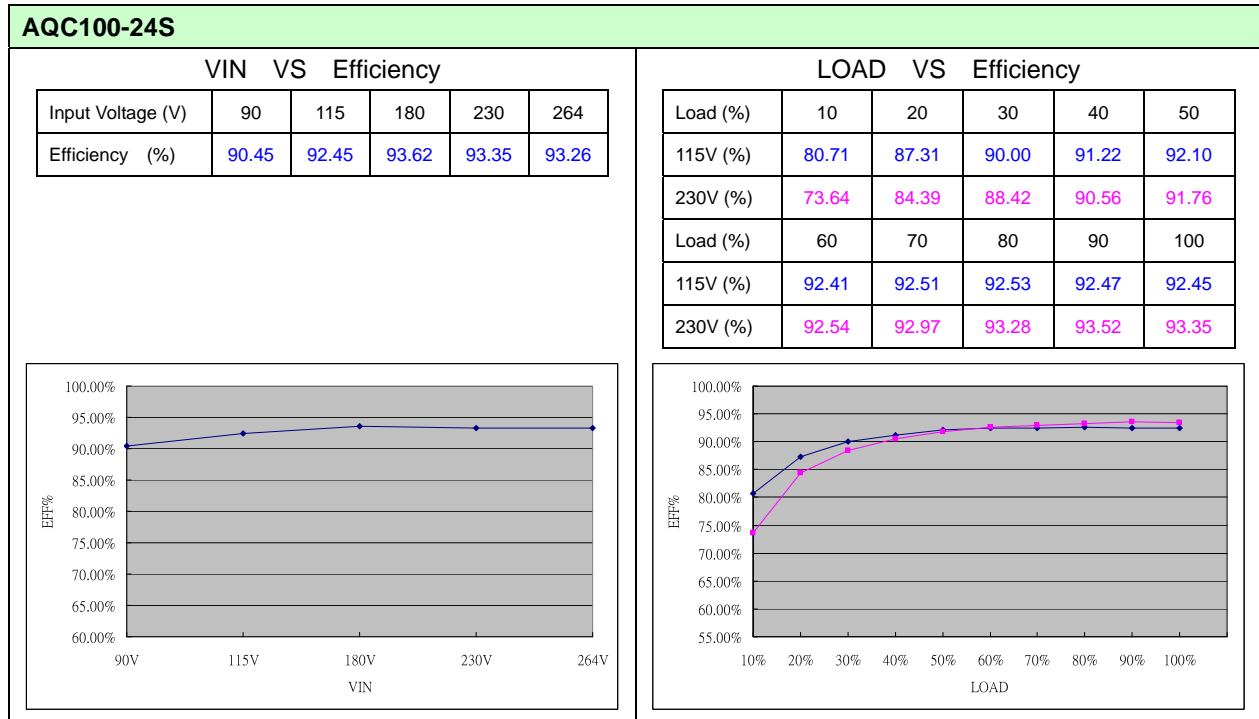




EFFICIENCY VERSUS LOAD



AQC100 SERIES



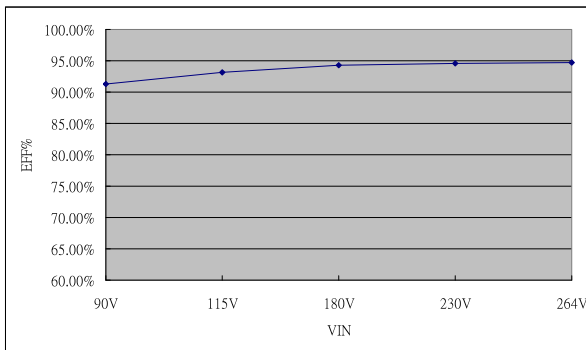


EFFICIENCY VERSUS LOAD

AQC100-48S

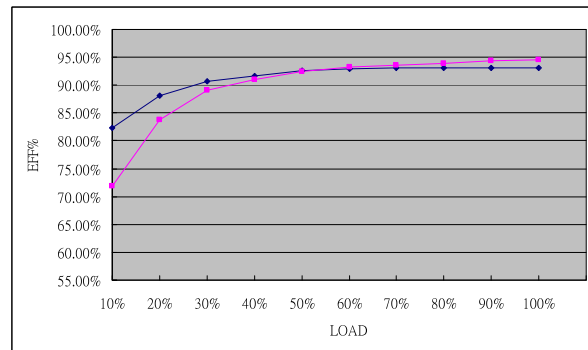
VIN VS Efficiency

Input Voltage (V)	90	115	180	230	264
Efficiency (%)	91.22	93.13	94.24	94.59	94.66



LOAD VS Efficiency

Load (%)	10	20	30	40	50
115V (%)	82.39	88.10	90.73	91.67	92.58
230V (%)	71.87	83.73	89.12	91.05	92.41
Load (%)	60	70	80	90	100
115V (%)	92.92	93.02	93.11	93.16%	93.13
230V (%)	93.18	93.63	93.95	94.32	94.59



AQC100 SERIES

Powerstax Europe

Units 5-6 Heron Avenue
Wickford
Essex
SS11 8DL, UK

Powerstax North America

9306 S. Longwood Drive
Granbury
Texas 76049
USA

Information and specifications contained in this data sheet are believed to be correct at the time of publication. However, Powerstax accept no responsibility for consequences arising from printing errors or inaccuracies. Specifications are subject to change without notice.

Revision 1