



KEY FEATURES

- Switching Power Module for PCB Mountable
- 4000VAC Input to Output 2MOPP Insulation
- Cooling by Free Air Convection
- High Efficiency up to 93.5%
- With P.F.C. Function >0.9
- <0.5W No Load Input Power
- Screw Terminal For Optional
- Protections: Over Load / Over Voltage / Over Temperature / Short Circuit
- EMI for Both Class I (with PE) and Class II (without PE) Configuration
- Suitable for BF Application with Appropriate System Consideration
- UL / IEC / EN 60601 3.1 Edition & UL / IEC / EN 60950 AM2 Safety Approvals
- 3-Year Product Warranty



MQC150 SERIES

ELECTRICAL SPECIFICATIONS

All specifications valid at 230VAC input voltage, full load and +25°C after warm-up time unless otherwise stated.

Model No.	MQC150-12S	MQC150-24S	MQC150-48S	
Max Output Wattage (W)	150 W			
Input	Voltage (Note 3)	90-264 VAC		
	Frequency (Hz)	47-63 Hz		
	Current (Full load)	< 2.5 A max. (115 VAC) / < 1.25 A max. (230 VAC)		
	Inrush Current (<2ms)	< 45 A max. (115 VAC) / < 90 A max. (230 VAC)		
	Leakage Current	< 0.1mA / 264 VAC (Touch Current)		
	Power Factor	PF>0.9 at Full Load		
Output	Voltage (V.DC.)	12V	24V	48V
	Voltage Accuracy	±2%		
	Current (A) (max.)	12.5	6.25	3.125
	Line Regulation	±1%		
	Load Regulation (0-100%)	±1%		
	Minimum Load	0%		
	Maximum Capacitive Load	6000µF	2000µF	330µF
	Ripple & Noise (max.) (Note 1)	1% Vout		
	Efficiency (at 230VAC) (Note 4)	93%	93.5%	93.5%
Hold-up Time (at 115 VAC) (Note 2)	10 ms min.			
Protection	Over Power Protection	Auto recovery, Hiccup mode		
	Over Voltage Protection	Auto recovery		
	Overt Temperature Protection	Auto recovery		
	Short Circuit Protection	Protection level 1 (nominal) : Continuous, Auto recovery Protection level 2 (instantaneous high current) : Latch		
Isolation	Input-Output	4000VAC or 5656VDC		
	Input-PE	2000VAC or 2828VDC		
	Output-PE	1500VAC or 2121VDC		
Environment	Operating Temperature	-30°C...+70°C (with derating)		
	Storage Temperature	-30°C...+85°C		
	Temperature Coefficient	±0.05%/°C		
	Altitude During Operation	5000m		
	Humidity	95% RH		
	Atmospheric Pressure	56 kPa to 106 kPa		
	MTBF	>250,000 h @ 25°C (MIL-HDBK-217F, Notice 1)		
Vibration	10-500Hz, 5G 10min./1cycle, 60min. each along X, Y, Z axes.			



ELECTRICAL SPECIFICATIONS

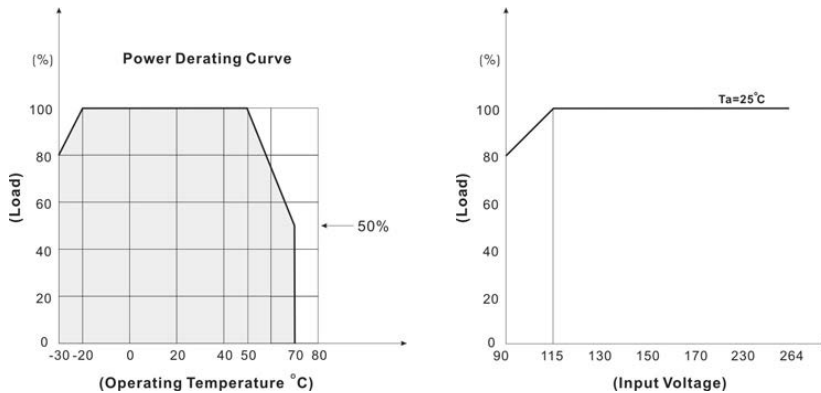
All specifications valid at 230VAC input voltage, full load and +25°C after warm-up time unless otherwise stated.

Model No.		MQC150-12S	MQC150-24S	MQC150-48S
Physical	Dimension (L x W x H)	4.3 x 2.3 x 1.38 Inches (109.0 x 58.5 x 35.0 mm) Tolerance ±0.5 mm		
	Weight	365 g		
	Cooling Method	Free convection		
Safety	Approval	UL / IEC / EN 60601 3.1 st Edition & UL / IEC / EN 60950 AM2		
EMC	Conducted EMI (Note 5)	EN55011 Conducted & Radiated Class B		
	Radiated EMI (Note 5)	EN55011 Class I class B / Class II class A (Radiation Class A for MQC150 A2 Series)		
	EMS	EN60601-1-2 4th edition		

NOTE

- Ripple & Noise are measured at 20MHz of bandwidth with 0.1uF & 47uF parallel capacitor.
- Hold-up Time measured at 90% Vout.
- Please check the derating curve for more details.
- After 30 minutes of burn-in
- Please secure the power supply unit to your metal case by using the four screw holes in the corners for either Class I or Class II equipment
- Please refer to our PDF file "AC-DC Application" on our website: www.archcorp.com.tw

DERATING

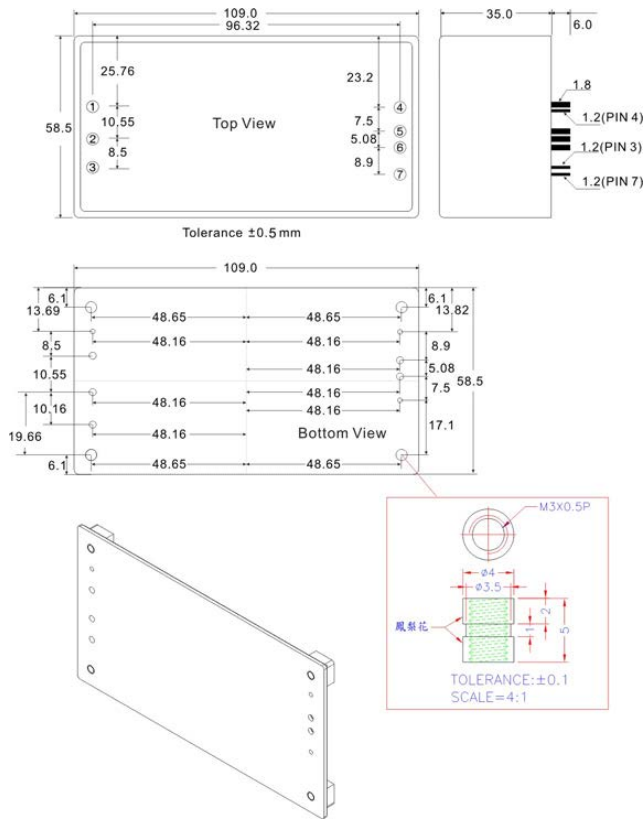


TRIM

	12S		24S		48S	
Trim → +5%	0%		+5%	0%	+5%	0%
Trim → -V	34KΩ	~ 10MΩ	37.4KΩ	~ 10MΩ	38KΩ	~ 10MΩ
Trim → 0%	-5%		0%	-5%	0%	-5%
Trim → +V	10MΩ	~ 106KΩ	10MΩ	~ 270KΩ	10MΩ	~ 640KΩ



MECHANICAL DIMENSION (Top View)



PIN#	Φ	Single
1	1.2 \pm 0.1%mm	AC IN (N)
2	1.2 \pm 0.1%mm	AC IN (L)
3	1.2 \pm 0.1%mm	PE
4	1.2 \pm 0.1%mm	ON / OFF (Provide +5Vdc Controlled)
5	1.8 \pm 0.1%mm	+DC OUT
6	1.8 \pm 0.1%mm	-DC OUT
7	1.2 \pm 0.1%mm	Trim

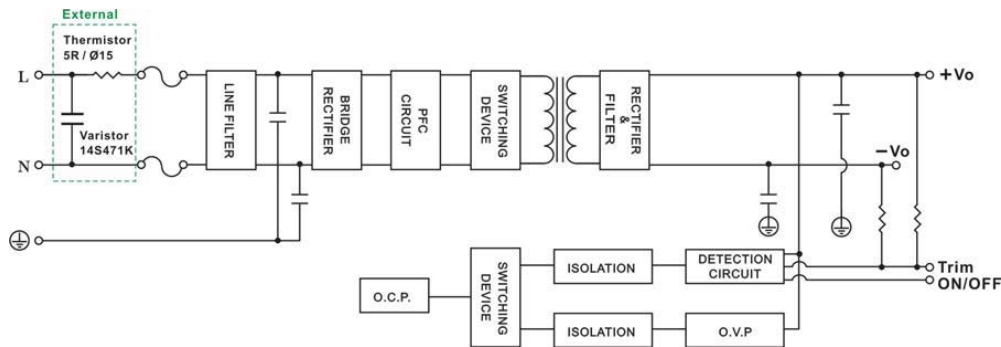
Remark:

Please reserve the pin 4 hole on PCB.

If the remote on/off function is not required, please connect the pin 4 circuit layout with pin6, or keep pin 4 floating.

MQC150 SERIES

BLOCK DIAGRAM



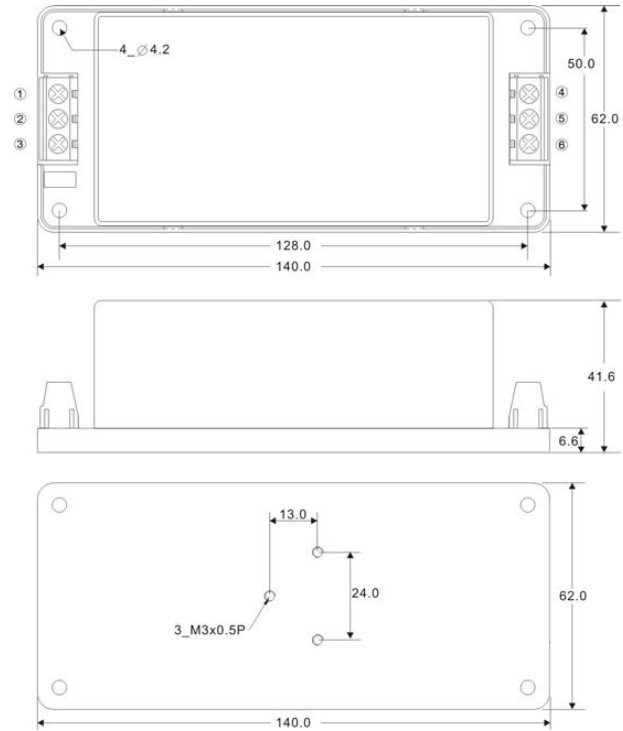


SCREW TERMINAL

MQC150-A2



PIN#	Single
1	PE
2	AC IN (L)
3	AC IN (N)
4	+DC OUT
5	-DC OUT
6	Trim



MQC150 SERIES

Powerstax Europe

Units 5-6 Heron Avenue
Wickford
Essex
SS11 8DL, UK

Powerstax North America

9306 S. Longwood Drive
Granbury
Texas 76049
USA

Information and specifications contained in this data sheet are believed to be correct at the time of publication. However, Powerstax accept no responsibility for consequences arising from printing errors or inaccuracies. Specifications are subject to change without notice.

Revision 1